



ಬೃಹತ್ ಬೆಂಗಳೂರು ಮಹಾನಗರ ಪಾಲಿಕೆ  
Bruhat Bengaluru Mahanagara Palike



# BBMP COVID-19 WAR ROOM 13.06.2023

BBMP / COVID-19 WAR ROOM / BULLETIN – 1177/ 13.06.2023 / #BBMPfightsCOVID19



# OVERVIEW OF COVID-19 IN BENGALURU

**CASE TRENDS** ACTIVE CASES **12**

Confirmed Cases

**0**

18,86,820<sup>#</sup>

Recovered Cases

**11**

18,69,807<sup>#</sup>

Death Cases

**0**

17,001<sup>#</sup>



**HOSPITALIZATION**

**0**

ICU – V

-

ICU

-

HDU

-

General

-

INCLUDES GOVT. QUOTA AND PRIVATE WALK-IN HOSPITALIZATION



**VACCINATION**

**1**

2,07,01,044<sup>#</sup>

First Dose

**0**

96,89,924<sup>#</sup>

Second Dose

**1**

96,18,710<sup>#</sup>

Precaution Dose

**0**

14,99,410<sup>#</sup>



**TRIAGING**

MTU

**0**

Tele Triage

**0**



**ACTIVE CZs**

**0**

MCZs (< 5 cases)

**0**

Clusters (> 5 cases)

**0**



**TESTING**

**1,294**

3,24,35,064<sup>#</sup>

RAT

**572**

RTPCR

**722**

Positivity :0.47%

\*FOR LAST 7 DAYS

# : indicates cumulative numbers till date



# ABSTRACT OF COVID-19 SCENARIO IN BENGALURU



	MALE			FEMALE			TRANSGENDER			TOTAL		
	Last 24 Hours	Last 7 Days	Cumulative	Last 24 Hours	Last 7 Days	Cumulative	Last 24 Hours	Last 7 Days	Cumulative	Last 24 Hours	Last 7 Days	Cumulative
<b>Positive Cases</b>	0	16	11,11,971	0	18	7,74,653	0	0	196	0	34	18,86,820
<b>Recovered Cases</b>	7	35	10,99,625	4	33	7,69,052	0	0	187	11	68	18,69,807
<b>Death Cases</b>	0	0	10,770	0	0	6,227	0	0	4	0	0	17,001
<b>Total Tests Done</b>	<b>In Last 24 hrs. : 1,294</b>			<b>In last 7 days : 7,238</b>			<b>Cumulative : 3,24,35,064</b>					
<b>Vaccine Doses Administered</b>	<b>In Last 24 hrs. : 1</b>			<b>In last 7 days : 80</b>			<b>Cumulative : 2,07,01,044</b>					
<b>ACTIVE CASES</b>									<b>12</b>			

\*Covid deaths occurred today : 00 | Covid deaths occurred beyond last 24hrs., reported today : 00



# LAST 24 HOURS AGE GROUP AND GENDER WISE DISTRIBUTION



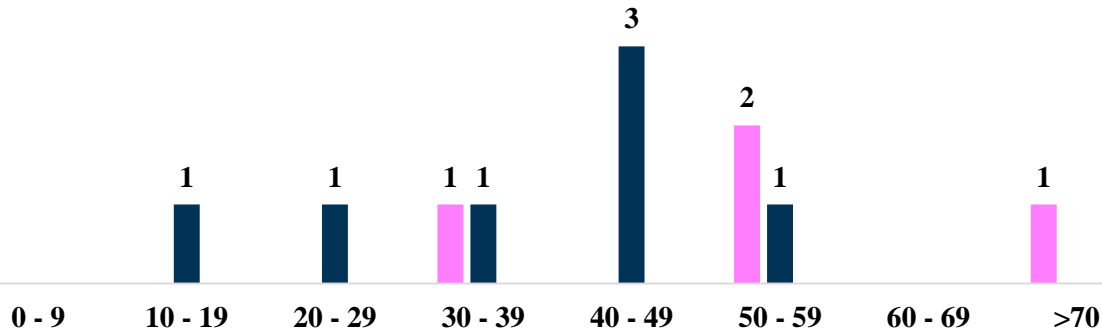
**Positive Cases : 0**

Female Male Transgender

0 - 9      10 - 19      20 - 29      30 - 39      40 - 49      50 - 59      60 - 69      >70

**Recovered Cases : 11**

**Death Cases : 0**



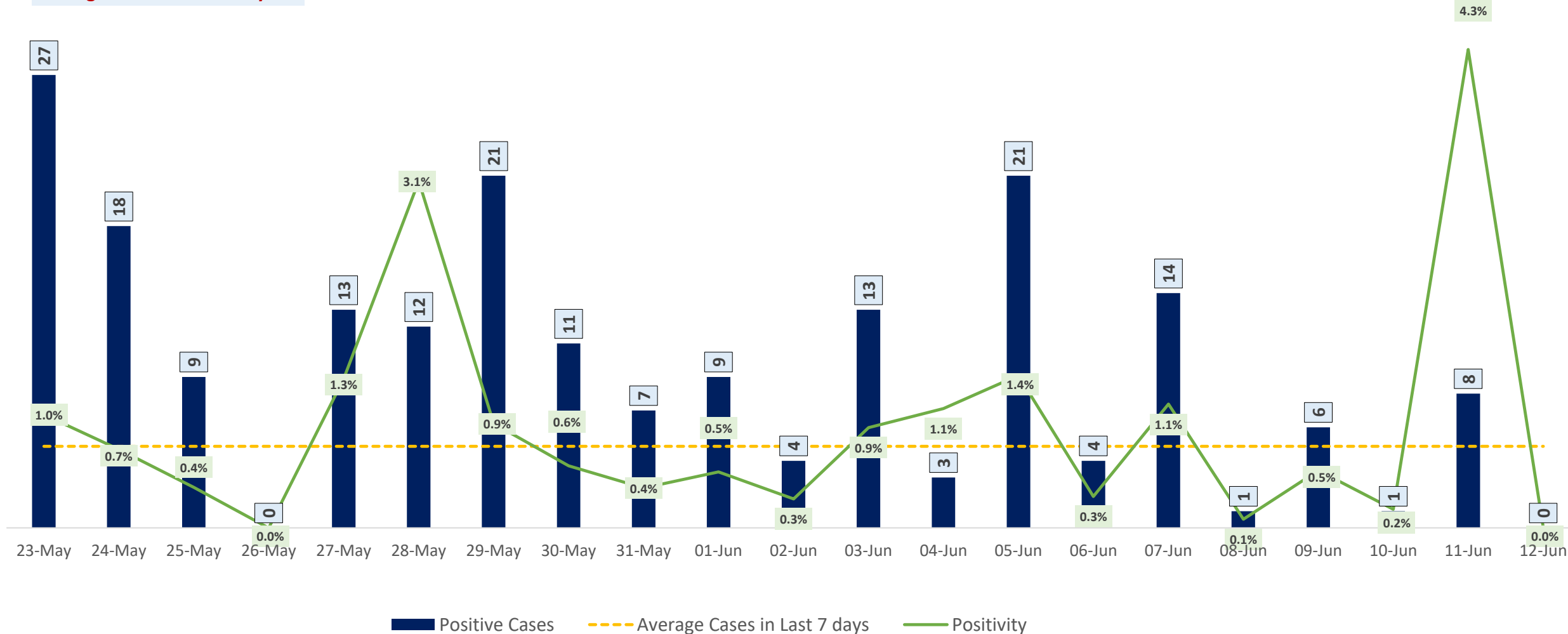
0 to 9    10 to 19    20 to 29    30 to 39    40 to 49    50 to 59    60 to 69    >=70



# POSITIVITY RATE OF BENGALURU – LAST 21 DAYS



Average Cases in Last 7 days : 5

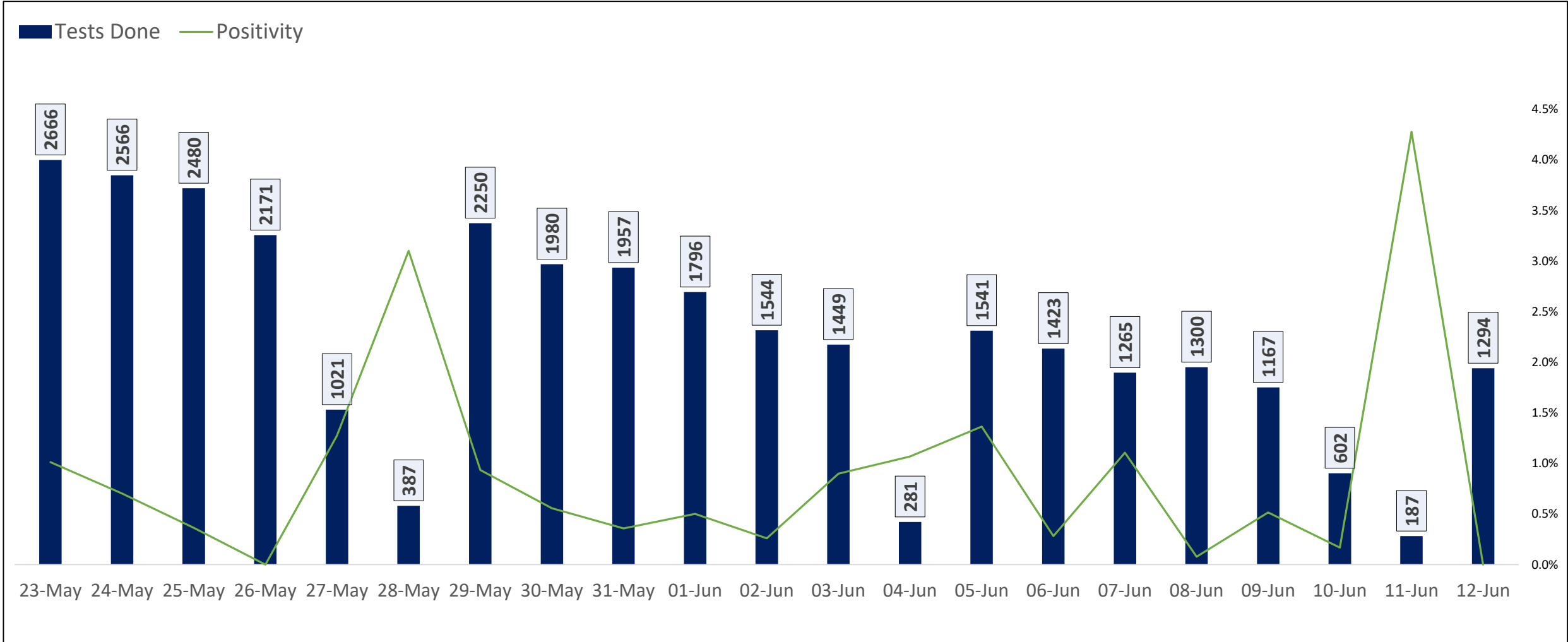




# TESTING TRENDS IN BENGALURU



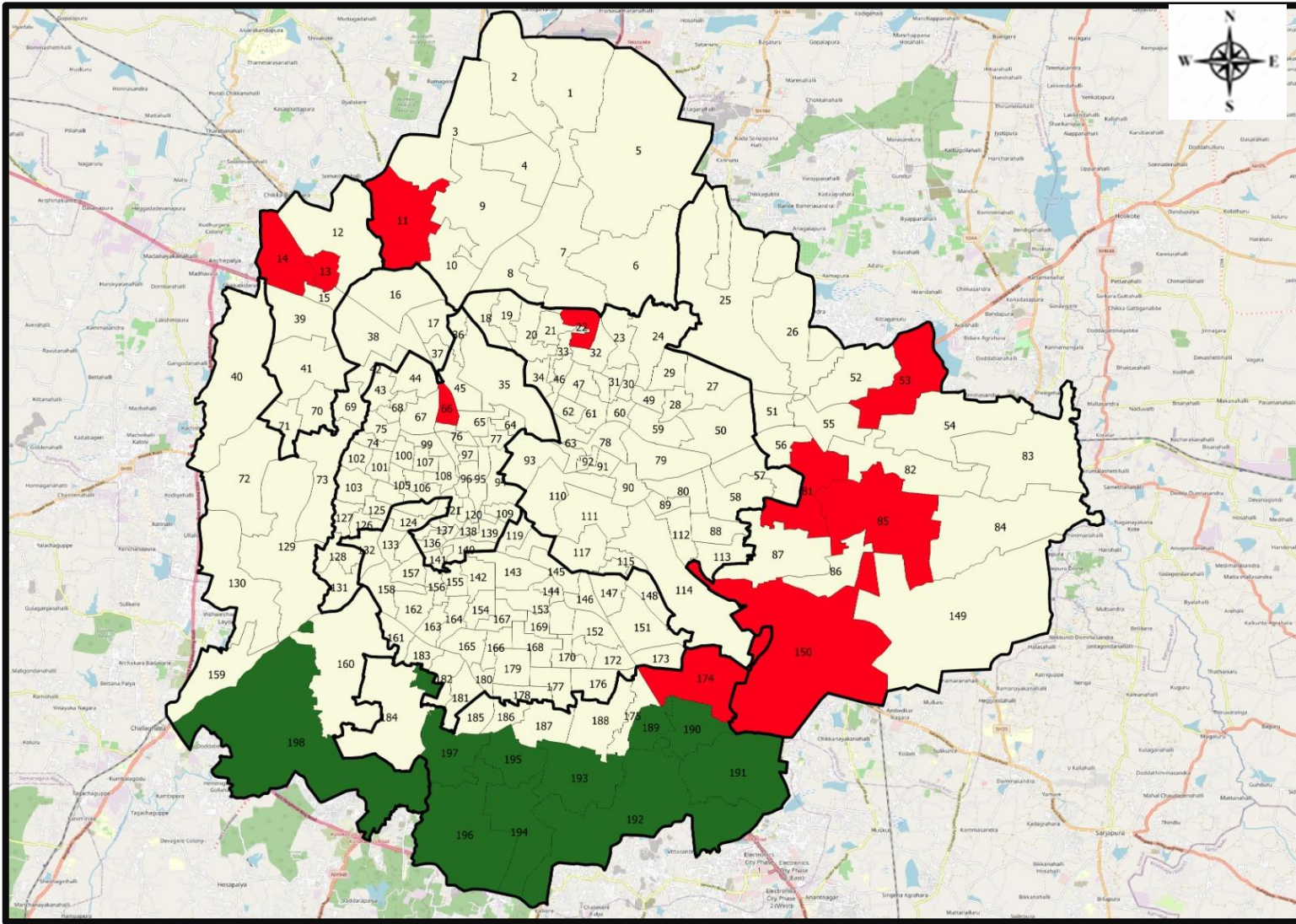
Total Test Conducted Till Date	Test Conducted Last 24 hours	Last 7 Days Average
3,24,35,064	1,294	1,034







# BENGALURU URBAN MAP SHOWING TREND OF POSITIVE CASES IN LAST 7 DAYS



## Top 10 wards reporting highest number of positive cases in last 10 days

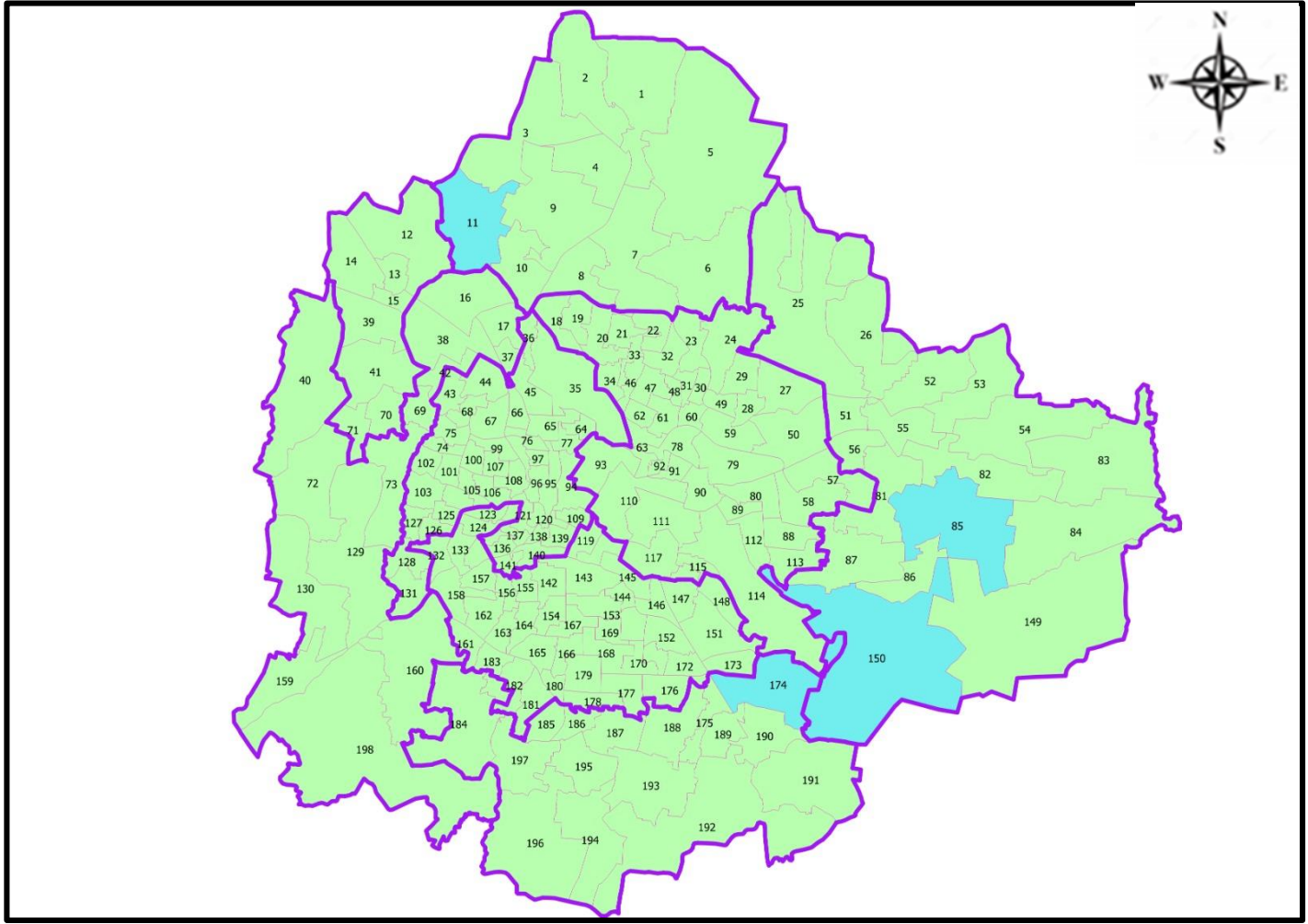
Ward No.	Ward Name	Daily Cases Average
85	Dodda Nekkundi	1
11	Kuvempu Nagar	1
150	Bellanduru	1
174	HSR Layout	1
13	Mallasandra	1
14	Bagalakunte	1
22	Vishwanatha Nagenahalli	1
53	Basavanapura	1
66	Subramanya Nagar	1
81	Vijnana Nagar	1







## Top 10 wards reporting least number of positive cases in last 7 days

Ward No.	Ward Name	Daily Cases Average
198	Hemmigepura	0
197	Vasanthpura	0
196	Anjanapura	0
195	Konanakunte	0
194	Gottigere	0
193	Arakere	0
192	Begur	0
191	Singasandra	0
190	Mangammanapalya	0
189	Hongasandra	0



# BENGALURU MAP SHOWING INTENSITY OF POSITIVE CASES IN LAST 7 DAYS



-  **Level 1 : 0 to 1 Cases**
-  **Level 2 : 1 to 3 Cases**
-  **Level 3 : 3 to 5 Cases**
-  **Level 4 : 5 to 10 Cases**
-  **Level 5 : More than 10 Cases**
-  **Zone Boundaries**

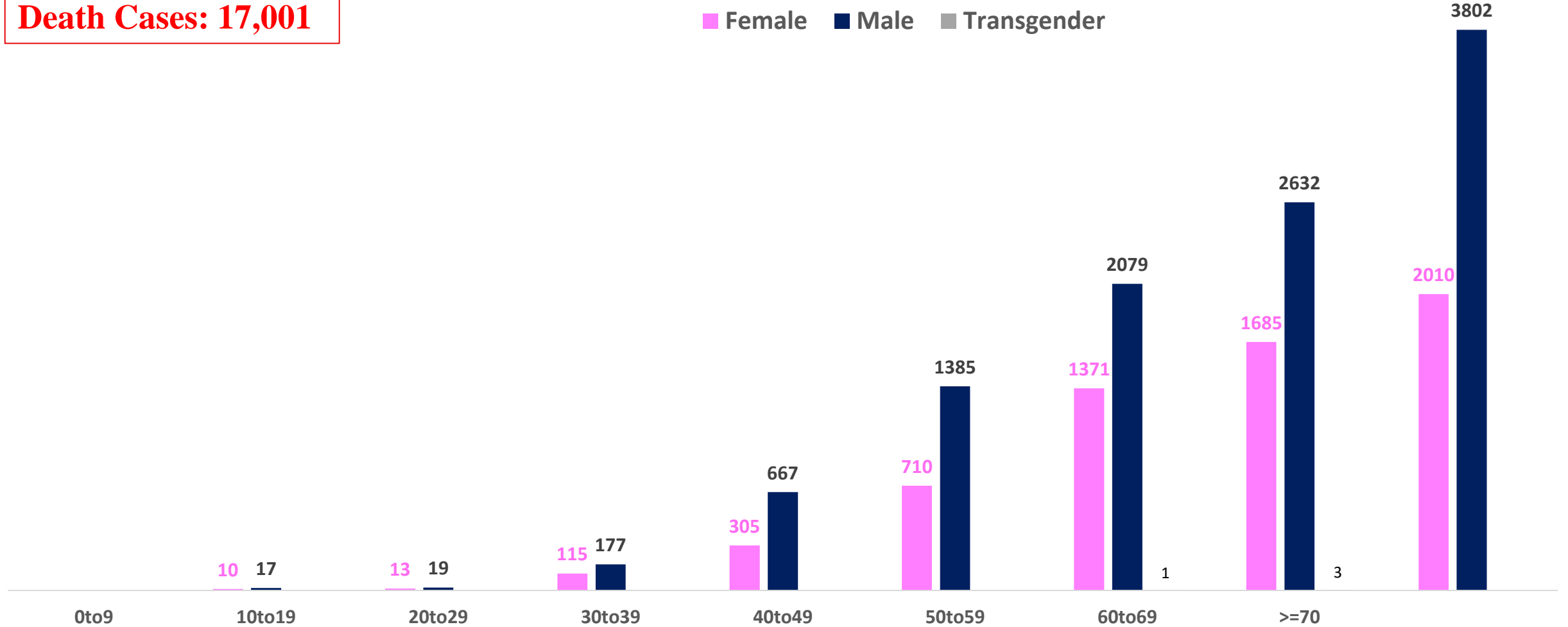




# AGE AND GENDER WISE DISTRIBUTION OF DEATH CASES



**Death Cases: 17,001**





# SNAPSHOT OF COVID-19 CASES IN BENGALURU URBAN



**Total Wards With  
< = 1 Cases\* :  
183**

**Tests Conducted  
on 12.06.2023:  
1,294**

**Recovery  
Rate\*:  
99.10%**

**Total  
Active Cases :  
12**

**Total Vaccinated  
on 12.06.2023:  
1**





**Positivity  
Rate\* :  
0.47%**

**Active  
Rate\*:  
0.00%**

**Case  
Fatality Rate\* :  
0.00%**

\*Total positive cases In the past 7 days

\*CFR and positivity is for Past 7 days

<b>Download BBMP Bulletin</b>	<a href="https://apps.bbmpgov.in/covid19/mediabulletin.php">https://apps.bbmpgov.in/covid19/mediabulletin.php</a>
<b>To register for vaccination :</b>	<a href="https://selfregistration.cowin.gov.in/">https://selfregistration.cowin.gov.in/</a>
<b>BBMP COVID19 Dashboard:</b>	<a href="https://apps.bbmpgov.in/covid19/">https://apps.bbmpgov.in/covid19/</a>
<b>Follow us on:</b>	 <a href="http://www.facebook.com/bbmp.comm1/">www.facebook.com/bbmp.comm1/</a>
	 <a href="https://twitter.com/BBMPCOMM">twitter.com/BBMPCOMM</a>
	  <a href="https://www.instagram.com/BBMPSplHealth">BBMPSplHealth</a>

Issued by:

Honorable Chief Commissioner, BBMP  
Special Commissioner Health, BBMP  
MD, Bengaluru Smart City Limited

**THANK YOU !**

